



# ATmega32 AVR - Free - Projects - Tutorials - Codes

- [Home](#)
- [AVR Projects](#)
- [Project List](#)
- [AVR Compilers](#)
- [AVR Programmers](#)
- [Archives](#)
- [Blog »](#)
- [About Me](#)
- [Contact Us »](#)
- [Videos](#)

[Home](#) » Projects

## Projects

1. [Arduino Mega 2560](#)
2. [Implementing Discrete Fourier Transform in Atmega32 to make an audio spectrum analyzer](#)
3. [Generating AUDIO ECHO using Atmega32 microcontroller](#)
4. [Running PYTHON \(pymite-09\) on an Arduino MEGA 2560 using atmega16 micrcontroller](#)
5. [Drawing geometric figures on a PAL TV using ATmega32 \(128×64 resolution\)](#)
6. [AVR based monochrome signal generation for a PAL TV using atmega16 micrcontroller](#)
7. [An attempt to show grayscale images on an LED dot matrix display with software PWM using PIC16F877A](#)
8. [Multitasking in AVR \(A demo to run 7 tasks on an atmega32\)](#)
9. [TV remote controller 160KHz High Quality Stereo MMC WAV player using ATMEGA32](#)
10. [DIY AVR Programmers](#)
11. [NOKIA 3310 LCD interfacing with ATmega8](#)
12. [4×4 Matrix Key-board Interfacing with ATmega32](#)
13. [My own AVR ISP programmer using PIC16f877a and python!](#)
14. [4 bit interfacing of a 16X2 LCD display to PIC16F877A, Atmega16/32 & MSP430](#)
15. [Simple PWM DC motor control using MOSFET H-Bridge with AVR ATmega8](#)
16. [Delta Robot using atmega32 micrcontroller](#)
17. [CNC Update 2 Using atmega32 microcontroller](#)
18. [EPROM Display using ULN2308A microcontroller](#)
19. [Thermometer using DS1621 and Nokia 3310 LCD interfaced with ATmega8](#)
20. [8×8 Bicolor LED Matrix using MAX6964](#)
21. [UV Exposure Unit & Etching](#)
22. [microSD ATmega32 Data-Logger](#)
23. [4×4 LED Display](#)
24. [Ultrasonic range finder using ATMega8515](#)
25. [microSD FAT32 testing using Visual C++](#)
26. [LPH7319 controlled via I2C](#)
27. [SD/SDHC Card Interfacing with ATmega8 /32 \(FAT32 implementation\)](#)
28. [Capacitance and Inductance meter using Atmega8](#)
29. [Make-Yourself ATmega32 Starter's Kit with LCD, I2C, SPI, RTC, ADC interfaces](#)
30. [Digital Voltmeter using Microcontroller Atmega8](#)
31. [Digital dimmer using Microcontroller atmega8](#)
32. [DS1307 based Clock using lcd](#)
33. [ATTiny Board For AVR ATTiny microcontrollers](#)
34. [Traffic light controller using avr microcontroller](#)
35. [Scientific Calculator using AVR Microcontroller](#)
36. [Thermometer with Clock using ATmega16](#)
37. [ISD4004 based voice recorder](#)
38. [DC Motor Speed Control using PWM](#)

39. [Measure negative temperature with Lm35](#)
40. [Box with a Music Lock using ATmega328P Microcontroller](#)
41. [Picopter using Microcontroller ATmega128RFA1](#)
42. [Using the 8Pin ATTINY programming shield with an external clock](#)
43. [Hack a Toaster Oven for Reflow Soldering using ATmega32 microcontroller](#)
44. [How to drive a lot of LEDs from a few microcontroller pins.](#)
45. [Turn a TV-B-Gone into a super camera remote](#)
46. [Using AtTiny2313 microcontroller Build an electronic polyhedral die](#)
47. [Using max7219 microcontroller Build an electronic score keeper/storage box](#)
48. [Starry Ceiling for Kids Bedroom Using AT90S8538 microcontroller](#)
49. [DIY TiX Clock using ATMEGA16 AVR microcontroller](#)
50. [Using ATmega328 Microcontroller Custom Tron Disc Mod](#)
51. [USB PCB Business Card Using ATtiny85 Microcontroller](#)
52. [Ghetto Pixels – Building an open source BlinkM Using ATTiny45 Microcontroller](#)
53. [LED wind indicator Using atmega8 Microcontroller](#)
54. [Make an automatic plant light using ATTiny26 Microcontroller](#)
55. [ATTiny2313 Board RS232](#)
56. [Transform a cheap RC Transmitter with Custom Firmware using ATMEGA64 Microcontroller](#)
57. [Simple calculator using avr microcontroller Atmega16](#)
58. [Graphical LCD with KS108 controller](#)
59. [Stepper motor Control with Atmega16](#)
60. [Digital Melody player using atmega16 microcontroller](#)
61. [SMT160 based Temperature indicator](#)
62. [Temperature controlled fan using PWM microcontroller](#)
63. [LCD Display On Glass Interface Using AT2313](#)
64. [8 MHz frequency meter using AVR microcontroller](#)
65. [LCD Interface Board Using ATTiny2313](#)
66. [LCD Message Display Using AT Mega8 microcontroller](#)
67. [MMC card based WAV player using atmega32](#)
68. [AVR GPS Locator using avr microcontroller](#)
69. [LCD Thermometer LM35 Using AT Mega8](#)
70. [LCD Thermometer TCN75 Using ATTiny2313](#)
71. [LCD Thermometer TCN77 Using AVR Microcontroller](#)
72. [PC Steppermotor Driver Using AT2313  \$\mu\$ -controller](#)
73. [PC Thermometer Using ATTiny2313](#)
74. [Real Time Clock ATmega16](#)
75. [Multipattern Running light using ATtiny2313 microcontroller](#)
76. [Bluetooth Based Smart Home using atmega8 microcontroller](#)
77. [8 \$\times\$ 8 Dotmatrix Scrolling LED display using atmega8515 microcontroller](#)
78. [Real Time Clock PCF8583 Using AVR microcontroller](#)
79. [DS1820 Temperature Controller using atmega8515 microcontroller](#)
80. [Relais Board Using AT2313](#)
81. [Stepper motor Driver Using AT2313 microcontroller](#)
82. [Temperature Indicator Using attiny2313 micrcontroller](#)
83. [ATTiny2313 Multi-mode LED Matrix Clock](#)
84. [An Absolute Beginner's Guide to 8-Bit AVR Programming-AVR Dragon](#)
85. [Cellphone Operated Robot Using Microcontrollers](#)
86. [How to Read Many Switches with One MCU Pin](#)
87. [How To Use a Nokia Color LCD using an AVR](#)
88. [Charlieplexing 7 segment displays using Microcontroller](#)
89. [Rainbow glowing ping pong Using ATting 13](#)
90. [Lampduino – an 8 \$\times\$ 8 RGB Floor Lamp](#)
91. [How to get started with Eclipse and AVR](#)
92. [Build your own Wifi radio using Microcontroller ATmega16](#)
93. [Yet Another Daft Punk Coffee Table \(5 \$\times\$ 5 LED Matrix\)](#)
94. [Numitron clock & thermometer using Microcontroller atmega48](#)
95. [Mechanized Android Figure using Microcontroller ATtiny44A](#)
96. [Rechargeable Battery Capacity Tester using Microcontroller ATmega168](#)
97. [Music Playing Alarm Clock using Microcontroller AT90USB1286](#)
98. [USB controlled home automation hack using Microcontroller ATmega8](#)
99. [Power your Arduino/AVR with a Hand-Cranked Battery](#)
100. [Debugging AVR code in Linux with simavr using Microcontroller ATTiny85](#)
101. [LED Binary Calculator using Microcontroller ATtiny2313](#)
102. [Make a 8 \$\times\$ 10 L.E.D Matrix using the Arduino and 4017 decade counter](#)
103. [The Multi-format Clock – Gift contest](#)

104. [Infrared Proximity Sensing Coffee Table Module & Color Changing Glowing Faucet using Microcontroller ATMEGA48](#)
105. [LED Cube 4x4x4 using Microcontroller Atmega16](#)
106. [Atmel Xmega USB/Serial Arbitrary Waveform Generator](#)
107. [Color Changing Digital PC Fan Controller using Microcontroller ATmega168](#)
108. [LED Scrolling Dot Matrix Font & Graphics Generator 5x8 5x7 8x8 using the AVR ATtiny2313 and AVRStudio](#)
109. [Servo Controlled Labyrinth using Microcontroller ATmega32](#)
110. [Ghetto Programming: Getting started with AVR microprocessors on the cheap.](#)
111. [A sunrise and sunset lamp with LEDs](#)
112. [Build your own \(cheap!\) multi-function wireless camera controller using Microcontroller AVR ATmega8](#)
113. [AVRSH: A Command Interpreter Shell for Arduino/AVR.](#)
114. [LED Microcontrolled Stained Glass Firefly Pendant using Microcontroller ATtiny45 chip](#)
115. [How To Communicate With An Alien Artifact or ...](#)
116. [Swiss AVR Knife using Microcontroller ATtiny84](#)
117. [How to choose a MicroController](#)
118. [LED Hanukkah Menorah using Microcontroller ATtiny13](#)
119. [Buggy – A Crafty Programmable LED Creature using Microcontroller Atmel Attiny44v](#)
120. [DIY Electronic Birthday Blowout Candles](#)
121. [Faraday For Fun: An Electronic Batteryless Dice using Microcontroller ATtiny13](#)
122. [AVR32 Development Board at Home](#)
123. [Charlieplexing 7 segment displays using Atmel Tiny26 microcontroller](#)
124. [LED matrix using shift registers](#)
125. [The Arduino LED Cube using LED microcontroller](#)
126. [Synchronizing Fireflies using Microcontroller ATtiny13](#)
127. [Adding ICSP header to your Arduino/AVR board using ISP10PIN microcontroller](#)
128. [Led dimmer 2 channels using Attiny13 microcontroller](#)
129. [Getting started with ubuntu and the AVR dragon using atmega8 microcontroller](#)
130. [Guia para programar uC AVR – Dark Side Electronics using AVR microcontroller](#)
131. [How to add more Outputs to your Microcontroller using 74HC595 microcontroller](#)
132. [AVR mini board with additional boards using attiny2313 microcontroller](#)
133. [Low speed AVR oscilloscope V2.00 \(Is updated on 19 Mar 2011\)](#)
134. [Using Arduino to communicate with embedded project using AVR ATMEGA microcontroller](#)
135. [Build a Complete AVR System and Play Mastermind Using Microcontrollers](#)
136. [Stripboard Arduino using ATmega168 microcontroller](#)
137. [LoveBox – The box of love using ATtiny2313 Microcontroller](#)
138. [Making a set of traffic lights Using Arduino](#)
139. [Power Your Arduino From Your Car using AVR microcontroller](#)
140. [AVR LCD Namebadge Using ATtiny2313](#)
141. [How to Read Binary/Hex Thumbwheel Switch with an AVR Microcontroller using ATmega328p microcontroller](#)
142. [Instalacion del controlador USBasp \(USBasp drivers setup\) – Dark Side Electronics using AVR microcontroller](#)
143. [Micro controller programming: Making a set of traffic lights using Microcontroller ATtiny2313](#)
144. [ISP 6 pin to 8 Pin Socket Using ATtiny45](#)
145. [ATtiny programming with Arduino](#)
146. [Repair dead AVR's – Attiny fusebit doctor \(HVSP\)](#)
147. [Connecting Nokia 3310 LCD to USB using AVR](#)
148. [16-key Keypad Decoding with an AVR MCU](#)
149. [I2C Bus for ATtiny and ATmega168](#)
150. [Jar of Fireflies using AVR ATtiny45 Microcontroller](#)
151. [Getting started with VMUSIC2](#)
152. [Hacking your Digg Button with a Removable Interface Cable using AVR](#)
153. [Programmable LED using Atmel ATtiny13v Microcontroller](#)
154. [How to use an LED Array Module using AVR](#)
155. [Fire-free LED Matchstick Using a Tiny13 microcontroller](#)
156. [Tiny AVR Microcontroller Runs on a Fruit Battery](#)
157. [Direction Aware Messaging LED Spin Top](#)
158. [VUSBTiny AVR SPI Programmer Using ATtiny85](#)
159. [Development system for PIC and AVR microcontrollers](#)
160. [Augmenting a Microcontroller using AVR](#)
161. [FanBus Digital Fan and LED Interface for PC using ATmega168 microcontroller](#)
162. [New Jar of Fireflies](#)
163. [USB RFID Reading Keyboard using USnooBie](#)

164. [Ghetto Development Environment Using Microcontrollers](#)
165. [A protective case for the Atmel AVR Dragon using AVR](#)
166. [Telnet to your Arduino/AVR!](#)
167. [How To Make A Grounding Wrist Band](#)
168. [AVR/Arduino RFID Reader with UART Code in C](#)
169. [Watch futurama on an 8×8 pixel screen using atmega168 microcontroller](#)
170. [Debugging AVR code in Linux with simavr](#)
171. [Apple-style LED pulsing using a \\$1.30 MCU using ATTiny85 microcontroller](#)
172. [Slaveflash-trigger for digital cameras with Attiny24](#)
173. [Getting started with LCD's and Microprocessors](#)
174. [Drive a Stepper Motor with an AVR Microprocessor using ATTiny2313 microcontroller](#)
175. [Electronic Tic-Tac-Toe with RGB LEDs](#)
176. [Build the Penguin game system using ATmega32/644 microcontroller](#)
177. [Power Your Arduino From Your Car](#)
178. [DIY Digital Thermometer Using ATmega8](#)
179. [How to Read Binary/Hex Thumbwheel Switch with an AVR Microcontroller](#)
180. [Instalacion del controlador USBasp \(USBasp drivers setup\) – Dark Side Electronics](#)
181. [Open Source Temperature Controller- Appliance Heat Exchanger](#)
182. [Annoying Beeper using Microcontroller ATTiny13](#)
183. [Direction Aware Messaging LED Spin Top using Tiny44 microcontroller](#)
184. [Programming adapter from 10 pin to 6 pin for AVRs](#)
185. [Getting started with LCD's and Microprocessors using ATmega8](#)
186. [Build a Complete AVR System and Play Mastermind using ATmega328p microcontroller](#)
187. [External device control \(i.e. coffee machine\).](#)
188. [Slaveflash with Attiny24 ver. 2.0](#)
189. [Fun Hackable Speaker Timer using ATmega328 microcontroller](#)
190. [Assembling the Dragon Rider 500 for use with the AVR Dragon using ATmega88 microcontroller](#)
191. [Assembling the ZIFduino USB 1.2 using ATMEGA168 microcontroller](#)
192. [Beginner's Guide – AVR Programming](#)
193. [Arduino powered hangman giftbox/lockbox using ATmega328 microcontroller](#)
194. [Use Google Voice Search through Arduino & Bluetooth](#)
195. [Smoke & Fume Absorber](#)
196. [GuGaplexed Valentine LED Heart using ATTiny13V Microcontroller](#)
197. [Turn Your Arduino Into an ISP](#)
198. [The Household Informer using atmega168 microcontroller](#)
199. [Laser Tripwire takes a Photo, Uploads it to Twitter](#)
200. [Use Visual Studio 2010 to Compile AVR Hex Files using AVR microcontroller](#)
201. [Using the iRobot Create's Command Module with Linux using avr microcontroller](#)
202. [Arduino animatronics- make your awesome costumes more awesome! using ATmega328 microcontroller](#)
203. [Control Electronics using an Arduino and Infrared LEDs](#)
204. [How to have fun with Arduino \(and become a Geek in the process\)](#)
205. [Arduino R/C Lawnmower \(painted\) using Atmega168 microcontroller](#)
206. [The Word Clock – Arduino version using ATmega168 microcontroller](#)
207. [Light for life: Glowing button cycling jacket](#)
208. [A credit card sized Ethernet Arduino compatible controller board using ATmega168 microcontroller](#)
209. [Superb DIY Retro Lighting Design](#)
210. [Wi-Fi Enabled Coil Gun with iPhone App](#)
211. [Magnetic Levitation using the Arduino](#)
212. [Gmail and RSS Notifiers using the Arduino](#)
213. [Secret Knock Detecting Door Lock](#)
214. [Wireless Altoids Display](#)
215. [Temperature Control For Kitchen Appliances](#)
216. [How To Smell Pollutants](#)
217. [How to connect Arduino and RFID](#)
218. [Mushroom Environment Control – Arduino Powered](#)
219. [Arduino Watch Build Instructions](#)
220. [Digital Window Sticker \(Arduino Controlled\) using ATmega328 microcontroller](#)
221. [Interface a rotary phone dial to an Arduino](#)
222. [Arduino Powered Binary Clock using ATmega168 microcontroller](#)
223. [Arduino All-in-One Getting Started Guide](#)
224. [The Arduino Weather Station / Thermostat using ATmega328 microcontroller](#)
225. [Control a Schlage electronic deadbolt with an arduino!](#)
226. [Garduino: Gardening + Arduino](#)



227. [Garduino Upgrade. Now with more Twitter!](#)
228. [How to make a multi-layered acrylic and LED sculpture with variable lighting levels](#)
229. [Ardu-pong! the Arduino based pong console](#)
230. [Arduino Laser Tag – Duino Tag](#)
231. [The 4x4x4 LED cube \(Arduino\)](#)
232. [Arduino and Touchpad Tic Tac Toe using microcontroller](#)
233. [Interfacing ATmega32 with an LCD and a DAC](#)
234. [Make a Web Connected Robot \(for about \\$500\) \(using an Arduino and Netbook\)](#)
235. [The Lightning Simulator/Breathalyzer/Graphic Equalizer – Using Arduino Powered](#)
236. [Arduino XMAS hitcounter using AVR microcontroller](#)
237. [Arduino magnetic stripe decoder using microcontroller](#)
238. [Arduino EMF \(Electromagnetic Field\) Detector](#)
239. [Using a Dot Matrix LED with an Arduino and Shift Register](#)
240. [The 74HC164 Shift Register and your Arduino using GD74HC164 microcontroller](#)
241. [Turn signal biking jacket using microcontroller](#)
242. [Ard-e: The robot with an Arduino as a brain using microcontroller](#)
243. [Build Your Own BARBOT using AVR microcontroller](#)
244. [Custom Tron Disc Mod using ATmega328](#)
245. [Vintage Toothbrush Timer using ATmega328p](#)
246. [Turn a TV-B-Gone into a super camera remote!](#)
247. [Singing Pumpkins/ Arduino using microcontroller](#)
248. [How to program a AVR \(arduino\) with another arduino using atmega168 microcontroller](#)
249. [How to control a 16x2 LCD using an AVR ATtiny2313](#)
250. [Creating a charlieplexed LED grid to run on ATTiny85](#)
251. [How to program a AVR \(arduino\) with another arduino using attiny2313 microcontroller](#)
252. [Make a breadboard adapter for your AVR microcontroller using attiny2313](#)
253. [How to use the Dragon Rider 500 with your AVR Dragon using ATtiny2313 microcontroller](#)
254. [Getting Started with Atmel AVR and BASCOM using attiny26 microcontroller](#)
255. [Door Activated LED Lighting using Hall Effect Sensors using Attiny85 microcontroller](#)
256. [Music Playing Alarm Clock using ATmega644 microcontroller](#)
257. [Jar of Fireflies using AVR ATTiny45 microcontroller](#)
258. [Programming Arduino Bootloader without Programmer using ATmega168 microcontroller](#)
259. [\\$1.50 Arduino TV Annoyer!! \(Turns TVs on when you want them off\) using microcontroller](#)
260. [Soldering an SMT MOSFET Driver with a hotplate using microcontroller](#)
261. [The \\$9 Quasi-duino \(Almost-duino\) using ATmega328 microcontroll](#)
262. [\\$10 ATtiny85/45 POV display!! \(works really well\)](#)
263. [How to use a 74HC595 Shift Register with a using AVR ATtiny13 microcontroller](#)
264. [Autonomus Wall Following Obstacle Avoiding Arduino Rescue Bot](#)
265. [Arduino FTDI Header using ATmega8 microcontroller](#)
266. [Power your Arduino/AVR with a Hand-Cranked Battery using ATmega8 microcontroller](#)
267. [Rechargeable Battery Capacity Tester using ATmega168 microcontroller](#)
268. [YAFLC \(Yet Another Flickering LED Candle\) using Tiny45 microcontroller](#)
269. [3 Easy Holiday Gifts using ATTiny microcontroller](#)
270. [Ambient Light Gift Badge using ATTiny13 microcontroller](#)
271. [Color Sensor using Atmega16 microcontroller](#)
272. [Control Anything with one AVR pin using Attiny2313 microcontroller](#)
273. [Mini RGB Light Cube using AVR microcontroller](#)
274. [Wireless Accelerometer Controlled rgb-LED's using atmega168 microcontroller](#)
275. [AVR acoustic spectrum analyzer using Atmega8 microcontroller](#)
276. [Intelligent temperature monitoring and control system using AVR microcontroller](#)
277. [Building a digital light meter with a calibrated LDR using Atmega8 microcontroller](#)
278. [An universal programming adapter for the Atmel STK500 using AVR microcontroller](#)
279. [A complete starter guide to AVRs using attiny2313 microcontroller](#)
280. [Atmega8 measures ambient temperature and relative humidity using HSM-20G sensor](#)
281. [Portal “Still Alive” on using ATmega16 microcontrollers](#)
282. [ISP Breadboard Header using AVR microcontrollers](#)
283. [The simple joule thief using AVR microcontrollers](#)
284. [Halloween Robot using Attiny microcontrollers](#)
285. [Reading Switches with using Attiny microcontrollers](#)
286. [Blinking, Singing, Marioman using Attiny microcontrollers](#)
287. [Development Board With LCD using Atmega16 microcontrollers](#)
288. [Build an AVR Xmega Prototyping Board using AVR microcontrollers](#)
289. [Tetris and Snake with one AVR using Atmega168 microcontroller](#)
290. [Easy Data Logger with Virtual USB using ATtiny45 microcontroller](#)
291. [50 MHz range frequency counter using ATTiny45 microcontroller](#)

292. [AVR based remote controlled fan regulator](#)
293. [Open Source USB AVR Programmer for Students and Hobbyists using Atmega8 microcontroller](#)
294. [AVR displays body temperature on a Nokia 3310 LCD using Atmega8 microcontroller](#)
295. [Automate lights in your kitchen area using ATTiny84 microcontroller](#)
296. [Experimental board using ATTiny2313 microcontroller](#)
297. [USB business card with a computer chip board using ATTiny85 microcontroller](#)
298. [Open source color video game development system based on AVR](#)
299. [AM radio transmission using AVR using Atmega324 microcontroller](#)
300. [Digital oscilloscope GLCD using Atmega32 microcontroller](#)
301. [VGA monitor tester using ATTiny2313 microcontroller](#)
302. [Portable 2.4 GHz Spectrum Analyzer using Atmega8 microcontroller](#)
303. [AVR digital clock with white seven segment LED display using ATTiny26 microcontroller](#)
304. [A multifunction digital meter using Atmega128 microcontroller](#)
305. [A physical display device for website visitors based on Atmega168](#)
306. [Turn your TV into a Digital Voltmeter using Atmel's AVR 90S1200 microcontroller](#)
307. [Multi-channel temperature logger using Atmega48 microcontroller](#)
308. [Cellphone controlled robot vehicle using ATmega16 microcontroller](#)
309. [Looking for expanding RAM for your Atmega128](#)
310. [Power Supply using AVR microcontroller](#)
311. [LC Meter using AVR microcontroller](#)
312. [Oscilloscope using AVR microcontroller](#)
313. [2 Bit u Stepper using microcontroller](#)
314. [Dimmer using ATTiny2313 microcontroller](#)
315. [Door Opener using ATTiny2313 microcontroller](#)
316. [Beamer Control using attiny2313 microcontroller](#)
317. [Programmer using ATMEGA8 microcontroller](#)
318. [Programmer UsbAsp using AVR microcontroller](#)
319. [Power usage monitor using Atmel AVR using Atmega168 microcontroller](#)
320. [Kitchen Timer using ATTiny2313 microcontroller](#)
321. [Tea Timer using ATTiny2313 microcontroller](#)
322. [Monochrome Composite Video using Atmega8](#)
323. [Easy Breadboarding using ATmega microcontroller](#)
324. [Dotmatrix using ATTiny2313 microcontroller](#)
325. [AVR Based CRO using Atmega16 microcontroller](#)
326. [PCM Audio Based Door Bell using Atmega32 microcontroller](#)
327. [Temperature Sensor Using ATmega8 and display using LCD\(16x2\)](#)
328. [6 LED Knight Rider using ATTiny22 microcontroller](#)
329. [8 LED Knight Rider using AVR microcontroller](#)
330. [16 LED Knight Rider using 74HCT138 microcontroller](#)
331. [Helianthus: The Solar Tracking System using ATmega16 microcontroller](#)
332. [DS1802 Digital Volume Control using microcontroller](#)
333. [DS1669 Digital Potmeter UP/DOWN using microcontroller](#)
334. [93C66 EEPROM chip with an AVR microcontroller](#)
335. [Advance Fire Alarm through Mobile Phone using microcontroller](#)
336. [Head-Controlled Keyboard And Mouse For Disabled, using AVR and ATmega32 microcontroller](#)
337. [TIL311 / INL0397-1 Hexadecimal Display using AVR microcontroller](#)
338. [Programming AVR ATxMega using USBasp and ATxmega microcontroller](#)
339. [Controlling 7-segments LED displays using AVR microcontroller](#)
340. [Simple USB AVR programmer, USBasp using ATmega8 microcontroller](#)
341. [Pinning LCD display 1601 using microcontroller](#)
342. [Open Source AVR Temperature Controller using ATmega48 microcontroller](#)
343. [A GLCD connected to an AVR microcontroller using ATmega8 microcontroller](#)
344. [3D Color LED Graphics Display using ATmega32 microcontroller](#)
345. [AVR Based Operating System using ATmega32 microcontroller](#)
346. [Switching between Red, Green and Blue \(or Blue1 or/and Blue2 for an RGBB type\) using AVR microcontroller](#)
347. [Modular User Interface System using ATmega88 microcontroller](#)
348. [Controlling SpeakJet with an AVR microcontroller using ATmega88 microcontroller](#)
349. [Controlling internal DAC AT90PWM3 using microcontroller](#)
350. [White 7-segments clock ATTiny26](#)
351. [AVR assembly language](#)
352. [SP12 serial programmer software](#)
353. [Low-cost AVR programmer](#)
354. [Wireless Internet Radio Receiver using AT90CAN128 Microcontroller](#)
355. [AVR Switch Timer using ATmega8 Microcontroller](#)

356. [5 Channel USB Analog Sensor with AVR using ATmega48 Microcontroller](#)
357. [AVR Based Car Diagnostic Tools using ATmega169](#)
358. [AVR Thermocouple Temperature Meter using ATmega164 microcontroller](#)
359. [Auto Sensing Sous-Vide Cooker using AVR microcontroller](#)
360. [Ultrasonic Security System using Atmega644 microcontroller](#)
361. [TinyRealTime, Small Real Time Kernel for AVR using atmega644 microcontroller](#)
362. [STK500 Compatible ISP using AVR microcontroller](#)
363. [AVR High Voltage Programmer Using Arduino AVR microcontroller](#)
364. [AvrX, Real Time Kernel using AVR microcontroller](#)
365. [AVR Touchpad Handwriting Recognition using ATmega644 microcontroller](#)
366. [AVR Wide Range L.C.F. ESR Meter using AVR ATmega88PA-PU microcontroller](#)
367. [AVR Based Mobile Phone using AVR ATmega128A microcontroller](#)
368. [AVR Ultrasonic Spheroid Levitation Device using ATmega16 microcontroller](#)
369. [Clever Clapper using ATtiny2313 microcontroller](#)
370. [Mini Logic Analyzer using ATmega8 microcontroller](#)
371. [AVR LED Candle using ATtiny85 microcontroller](#)
372. [Handy Password Managing System, Lord of the Keys using AVR ATmega168](#)
373. [Speaking Calculator using AVR ATmega88 microcontroller](#)
374. [AVR Security Keypad Lock using ATtiny2313 microcontroller](#)
375. [Simple Automatic Battery Discharge Analyzer using ATmega48 microcontroller](#)
376. [Rechargeable Battery Capacity Tester using ATmega168 microcontroller](#)
377. [Electric Spinning Wheel using ATmega8 microcontroller](#)
378. [AVR Code Debugger using AVR microcontroller](#)
379. [AVR Data Logger with MicroSD using ATmega32 microcontroller](#)
380. [Ear Trainer using ATmega644 microcontroller](#)
381. [Low Picofarad Capacitance Meter ATtiny2313 microcontroller](#)
382. [DC Servomotor Controller System Meter using ATtiny2313 microcontroller](#)
383. [AVR Digital Hum Nuller using ATmega168 microcontroller](#)
384. [Wireless Human Health Monitor using ATmega644 microcontroller](#)
385. [Energy Monitoring Transmitter using Atmega328 microcontroller](#)
386. [AVR Power Usage Logger using ATmega168 microcontroller](#)
387. [AVR Music Player with Alarm Clock using AT90USB1286 microcontroller](#)
388. [Interfacing TCS3200 Colour Sensor with AVR ATmega32](#)
389. [SMS Based Voting System – AVR GSM Project using ATmega32 microcontroller](#)
390. [Line Following Robot using AVR ATmega8](#)
391. [PS2 Keyboard Interface with AVR MCU using ATmega8 microcontroller](#)
392. [AVR ATmega8 Project LED Moving Message Display using ATmega8 microcontroller](#)
393. [PC Controlled Robot using ATmega32](#)
394. [Visualize ADC data on PC Screen using USART AVR Project using microcontroller](#)
395. [AVR RGB LED and Sound Show using ATmega168 microcontroller](#)
396. [ATmega8 Based Multi channel IR Remote](#)
397. [ATmega8 Based Smart Code Lock](#)
398. [ATmega8 based RPM Meter](#)
399. [Remote Controlled Fan Regulator using ATmega8 microcontroller](#)
400. [Relay Timer with ATmega8 AVR MCU](#)
401. [Digital Stop Watch with ATmega8 using microcontroller](#)
402. [EPROM adapter for ATMEL 89 Series Flash Microcontroller Programmer Ver 2.0](#)
403. [Java virtual machine for the Atmel AVR ATmega8](#)
404. [AVR Compiler toolchain for MAC using ATmega8 microcontroller](#)
405. [Wireless Lan for AVR microcontrollers](#)
406. [Acceleration sensing USB interface using Atmega8 microcontroller](#)
407. [i2c interface to USB interface using attiny45 microcontroller](#)
408. [80x32 LED matrix display using ATmega32 microcontroller](#)
409. [RCEN fuse programmer using AT90S1200A microcontroller](#)
410. [RF 2 channel remote control 418MHz using AVR microcontroller](#)
411. [SMS control 4 way remote control relays using ATtiny2313 microcontroller](#)
412. [10 Bit analog to digital converter using ATtiny26 microcontroller](#)
413. [USB AVR programmer using ATtiny2313 microcontroller](#)
414. [Midi Generator using ATtiny26-8PI microcontroller](#)
415. [VGA Monitor adaptor using AVR microcontroller](#)
416. [AVR LCD Microcontrolled Oscilloscope using ATmega32 microcontroller](#)
417. [LCD Car Accelerometer using microcontroller](#)
418. [Atmel avr usb programmer using ATMEGA8 microcontroller](#)
419. [Lux meters attiny26-16 light measurement circuit using attiny26 microcontroller](#)
420. [Atmel atmega128 clock ds1307 tda5410 hard disk using atmega128 microcontroller](#)



421. [Heart of LEDs using microcontroller](#)
422. [Atmel Bascom avr 8051 project, the circuit archive using AT89S8252 microcontroller](#)
423. [Atmel atmega projects l35 heat time display keypad using ATmega microcontroller](#)
424. [AVR terminal for serial port using TSOP1738 microcontroller](#)
425. [Atmel AT89C2051 hardware keyloggers circuit with using AT89C2051 microcontroller](#)
426. [Nixie Clock with AVR using ATmega48 microcontroller](#)
427. [Packet Radio using AVR microcontroller](#)
428. [8 channel LCD Teperature meter using microcontroller](#)
429. [Frequency counter using AVR microcontroller](#)
430. [Computer controlled marquee at90s2313 74hc595](#)
431. [PC Temperature Meter using ATtiny15 microcontroller](#)
432. [Atmel Avr Project Circuit Archive 360 MB using ATmega8 microcontroller](#)
433. [Capacitance Meter using AVR microcontroller](#)
434. [AT89C52 DS1302 DS18B20 LCD On Time-Temperature](#)
435. [AVR Programmer with ATmega8-16](#)
436. [8 Channel PWM using AVR microcontroller](#)
437. [89C517 Segment Display using the Digital Time](#)
438. [Morse Code Alarm Clock using ATtiny2313 microcontroller](#)
439. [1 KHz Synchronous Detector using AVR microcontroller](#)
440. [PWM Waveform Capture using AVR microcontroller](#)
441. [Analog Multiplexer using AVR microcontroller](#)
442. [ATtiny12 fuse restorer using microcontroller](#)
443. [EEPROM Driver for AVR with RAM using ATtiny15 microcontroller](#)
444. [Decoding 4 buttons with two I/O's on AVR using ATtiny12 microcontroller](#)
445. [Multimeter with Atmel using Atmega8-16pu microcontroller](#)
446. [Computer connected Flower Water Circuit using ATmega8 microcontroller](#)
447. [Atmel Test Card using ATmega32 microcontroller](#)
448. [100 MHz RF oscillator using ATtiny12 microcontroller](#)
449. [Dot Matrix Display Applications using AT89C2051 microcontroller](#)
450. [LCD Date Time Application using AT89S52 microcontroller](#)
451. [G1216B1N000 dot graphics display using AT90S2313 microcontroller](#)
452. [Serial interface with 2X16 LCD display using ATmega8515 microcontroller](#)
453. [Color Sensor Circuit with AT89S52 ADC0808](#)
454. [Led Animation Circuit with PC Connectivity using AT90S2313 microcontroller](#)
455. [About Atmel and Combination Lock Application using AT90S2313 microcontroller](#)
456. [Temperature Sensor Thermometer using AT89C51 and DS1621 microcontroller](#)
457. [Control Relay Card with USB port Atmel using Atmega8 microcontroller](#)
458. [AVR LED RF Field Strength using microcontroller](#)
459. [LC Resonant Frequency Meter using AVR microcontroller](#)
460. [Digital Telemetry using ATmega8 microcontroller](#)
461. [RF Field Strength meter using AVR microcontroller](#)
462. [Wireless Coupler Terminal Interface using AVR microcontroller](#)
463. [89Sxx Development Board using microcontroller](#)
464. [PCB Exposure Box with Countdown timer using ATMEGA8 microcontroller](#)
465. [EPROM adapter for ATMEL 89 Series Flash Microcontroller Programmer](#)
466. [Ponyprog Circuit for ATMEL'S AVR using microcontroller](#)
467. [Ponyprog Circuit for AVR & PIC16F84 using microcontroller](#)
468. [Interfacing DRAM Memory using AVR microcontroller](#)
469. [GSM GPS module shield for Arduino](#)
470. [An Even Better LC Meter Based on the AVR ATTINY861](#)
471. [A Pretty Good LC Meter Based on the AVR using ATTINY2313 Microcontroller](#)
472. [A SIMPLE MANUAL CURVE TRACER using microcontroller](#)
473. [Photocell Amplifier using microcontroller](#)
474. [A 10 Bit LED Digital Panel Meter With Auto Ranging Based On The ATMEGA8](#)
475. [An Isolated Adjustable Auto transformer using microcontroller](#)
476. [MAX038-Based Sweep/Function Generator With Markers using AVR ATtiny2313 microcontroller](#)
477. [A Noise Generator per IEC 268-1, IEC 268-5, and IEC 268-7](#)
478. [A 1 Khz Digital Sine Wave Signal Source using ATmega8515 microcontroller](#)
479. [Battery Checker Circuits using microcontroller](#)
480. [LC Determination by Resonant Frequency Measurement using microcontroller](#)
481. [RF Inductance Meter using microcontroller](#)
482. [HF/VHF/UHF TEST OSCILLATOR using microcontroller](#)
483. [A Little More Serious Frequency Meter using ATtiny2313 microcontroller](#)
484. [Preamp and 330 + MHz Prescaler for A Little More Serious Frequency Meter using](#)



- [microcontroller](#)
485. [Analog audio panel for PC using ATmega328 microcontroller](#)
  486. [RS-232 Freq. Meter/Pulse Generator Based on Atmel ATtiny2313 using microcontroller](#)
  487. [A Pretty Good Wattmeter For Bench Use using microcontroller](#)
  488. [MMC/SD/SDHC AVR Interface using ATmega8 microcontroller](#)
  489. [TRUE RMS-TO-DC Adapter For DVM using microcontroller](#)
  490. [I2C Tiny USB using ATtiny45 microcontroller](#)
  491. [Dutchtronix AVR Oscilloscope Clock using Atmega328 microcontroller](#)
  492. [A Microcontroller Based Digital Lock-In Milliohmmeter using ATtiny2313 microcontroller](#)
  493. [PHduino pH Meter Using Arduino](#)
  494. [HF AC Millivoltmeter Adapter using microcontroller](#)
  495. [Cellphone Operated Robot using ATmega16 AVR microcontroller](#)
  496. [Precision Audio Frequency Peak Detecting Probe using microcontroller](#)
  497. [A Field Strength Meter Using A Biased Schottky Detector using microcontroller](#)
  498. [Broadband RF Field Strength Probe using Atmel AT90S1200A AVR controller](#)
  499. [Minimum Mass Waveform Capture and Display using AT90S2313 microcontroller](#)
  500. [Simple LM335 Thermometer using microcontroller](#)
  501. [A Portable Precision Voltage Reference using microcontroller](#)
  502. [AC Current Probe for Oscilloscopes](#)
  503. [Low Capacitance Scope Probe Adapter](#)
  504. [White LED Drive Circuit using Tiny microcontroller](#)
  505. [Attention-Getting Auxiliary Warning Light Flasher/Driver](#)
  506. [1 Watt White LED Power Supply Circuit for battery operation](#)
  507. [Single and Two Cell White LED Drivers Without Inductors](#)
  508. [Remote Controlled \(R/C\) Airplane LED Flasher using ATTINY12 microcontroller](#)
  509. [FAST PRECISION LED DRIVER](#)
  510. [Series Connected Voltage Boost Circuit for a Battery Operated LED Lantern](#)
  511. [A White LED Night Light Design](#)
  512. [White LED Battery Powered Power Failure Light](#)
  513. [White LED Stroboscope](#)
  514. [A 1.5 Volt, 1970's Style LED Flashing Red Caboose Marker Light using tiny microcontroller](#)
  515. [Simplest LED Flasher Circuit](#)
  516. [A serial interface for the Truly MTC-C162DPLY-2N using ATmega8515](#)
  517. [Circuit and firmware to support Seiko-Epson G1216B1N000 dot graphics display using ATtiny2313](#)
  518. [Multifunction 330 MHz Remote Control With an ATTINY2313 Simulating the PT2264 Encoder](#)
  519. [DIY mobile phone – Create your own mobile phone](#)
  520. [Minimum Mass Wireless LCD Display using ATtiny2313 microcontroller](#)
  521. [Low cost RF for simple data link and remote control using ATtiny12 microcontroller](#)
  522. [RS-232 to 100 MHz RF desktop channel adapter using ATtiny2313 microcontroller](#)
  523. [Frequency Meter with 100 MHz RF desktop channel using ATtiny2313 microcontroller](#)
  524. [1750 Meter Lower Band amplitude modulated RF source using ATtiny2313 microcontroller](#)
  525. [A Superhet/Direct Conversion AM receiver for 181.818 kHz using Attiny2313](#)
  526. [AttoBasic HOME using Atmega168 microcontroller](#)
  527. [Longboard Wheel Display using AVR microcontroller](#)
  528. [AVR mod player using ATmega325 microcontroller](#)
  529. [Minimum Mass Waveform Capture using AVR microcontroller](#)
  530. [Audio Spectrum Monitor using S1D15200 microcontroller](#)
  531. [DS interface test tool using ATtiny2313 microcontroller](#)
  532. [Real Time Clock/Calendar/Alarm with Interpreter for battery backed-up and battery powered operation with DS interface using ATtiny12](#)
  533. [AvrPhone using ATmega128 microcontroller](#)
  534. [3 channel, 8 bit EEPROM DAC with DS interface using ATtiny12 microcontroller](#)
  535. [LED Matrix Display using TD62783 microcontroller](#)
  536. [ATtiny12 fuse restorer using microcontroller](#)
  537. [How to drive 595 shift registers with AVR hardware SPI using ATmega168 microcontroller](#)
  538. [MP3 Player using ATmega128 microcontroller](#)
  539. [PS/2 to C64 Mouse Adapter using ATmega8 microcontroller](#)
  540. [LED Menorah using ATtiny13 microcontroller](#)
  541. [How to control Stepper Motor using AT89C51 Microcontroller](#)
  542. [LED DOT Matrix Pong using ATmega16 Microcontroller](#)
  543. [Arduino VGA via Interrupts using AVR Microcontroller](#)
  544. [BUILD A SIMPLE SERIAL PROGRAMMER FOR AVR DEVICES using ATtiny2313 Microcontroller](#)
  545. [Making a USB based AVR Programmer using ATMEGA8 Microcontroller](#)

546. [LED Dog Collar using ATTINY2313 Microcontroller](#)
547. [Prime Calculator is Complete using ATmega8 Microcontroller](#)
548. [Barker Code-Locked Loop Synchronous Demodulator using ATtiny2313 microcontroller](#)
549. [DIY USB password generator using ATtiny Microcontroller](#)
550. [Nikon Camera Remote Control using ATtiny13 Microcontroller](#)
551. [Door Chime Privacy Sentry using Attiny12](#)
552. [Multichannel USB Analog Sensor using ATmega48 Microcontroller](#)
553. [On/Off Controller – Interfacing Touch LCD LC7981 using ATmega Microcontroller](#)
554. [Remote Control based Robot using C language](#)
555. [Led Blink Code – Hello World Led using atmega16 in C](#)
556. [AVR-GCC LCD library – mixed pin support using Atmega328P](#)
557. [Temperature sensor with time and date display on graphical LCD using Atmega32](#)
558. [Interfacing rotary encoder to Atmega32](#)
559. [Running TX433 and RX433 RF modules with AVR microcontrollers using Atmega8](#)
560. [Programming AVR ADC module with WinAVR using Atmega8 microcontroller](#)
561. [Simple signal drawing on graphical LCD routines using Atmega8 microcontroller](#)
562. [Output number when button is pressed using Atmega16 microcontroller](#)
563. [AVR-GCC 4 bit and 8 bit LCD library using ATmega8 microcontroller](#)
564. [Measuring motor speed and display result on LCD using ATmega8 microcontroller](#)
565. [Simplified AVR LCD routines using ATmega8 microcontroller](#)
566. [AVR LCD menu routine using ATmega8 microcontroller](#)
567. [Servo motor control using Atmega8 microcontroller](#)
568. [4×4 keypad example using AVR-GCC C language](#)
569. [AVR Programmer using ATTINY2313 microcontroller](#)
570. [ATMEL AVR ATmega 8535/16/32 and ATMEL AT89S5x Family Learning Kit](#)
571. [Data Acquisition System using ATmega8](#)
572. [Project Development Board using ATTiny2313 microcontroller](#)
573. [RFID Checkout System Design using ATmega644 microcontroller](#)
574. [The Self-Driving Toy Car using ATmega1284 microcontroller](#)
575. [Adaptive Cancellation of Periodic 60 Hz Noise using ATmega32](#)
576. [Design a Customizable Virtual Keyboard using ATmega32](#)
577. [A Wearable Wireless Sensor System using ATmega644V](#)
578. [Wall of Pong using ATmega32 microcontroller](#)
579. [Self-powered solar data logger using ATmega32](#)
580. [The Reflow Soldering Oven with LCD Display using ATmega32](#)
581. [RFID security system using ATmega32 microcontroller](#)
582. [kaOS operating system and loader using ATmega32](#)
583. [Air-Mouse using ATmega32 microcontroller](#)
584. [Signal Microcontroller Simulator using AT90S8515](#)
585. [AVR Thermometer using AT90S2313 microcontroller](#)
586. [Interfacing Atmel AVR with Graphics Liquid Crystal Displays using ATmega32](#)
587. [HUB ISP – Solving the USB-Only “Chicken or Egg” Problem using ATMEGA328P](#)
588. [GSM Remote Control – GSM Module](#)
589. [AVR DDS signal generator V1.0 using ATmega8](#)
590. [Minimalist Arduino using ATmega328P microcontroller](#)
591. [Batwatch using ATtiny13V microcontroller](#)
592. [AT89LP2052 / AT89LP4052 Parallel Port Programmer](#)
593. [SD/SDHC Card Interfacing with ATmega8 /32 \(FAT32 implementation\)](#)
594. [FabISP, a fab-able in-system programmer using ATtiny44](#)
595. [Arduino-based master clock for schools using ATmega128](#)
596. [ATtiny breadboard headers using ATtiny2313](#)
597. [Dot Matrix Arduino Clock using ATmega168](#)
598. [Tetrapuzz – Tetris clone for AVR using ATmega168](#)
599. [HappyJTAG2 – JTAG AND SPI AVR8 interface using ATmega32](#)
600. [The Game of Life using ATtiny2313 microcontroller](#)
601. [How-To: Super simple serial terminal using ATMEGA128](#)
602. [The Prototino™ using ATmega168 microcontroller](#)
603. [Sensor Interfacing using ATmega8 microcontroller](#)
604. [Cheap and Simple Learning Board using AT89S51](#)
605. [Printed circuit board ‘Multiuse tiny1’ using ATmega8](#)
606. [The Tuxgraphics AVR NTP clock using ATmega168](#)
607. [Evertool using ATmega16 microcontroller](#)
608. [A Portable Battery-Powered Roguelike Video Game using ATmega32](#)
609. [Atmel AVR-firmware based universal USB-Interface using ATTiny2313](#)
610. [AVR DDS signal generator V2.0 using ATmega16](#)

611. [etherrape using ATmega644 microcontroller](#)
612. [Stealth USB CapsLocker using Tiny45 microcontroller](#)
613. [Video Overlay using ATmega8 microcontroller](#)
614. [The WhereAVR using ATmega8 microcontroller](#)
615. [HVProg using ATmega8535 microcontroller](#)
616. [AvrUsb500 — an open source Atmel AVR Programmer using ATmega8](#)
617. [USB controlled DDS signal generator with ATmega88](#)
618. [USB AVR in-system Programmer using ATtiny2313](#)
619. [Flickr images on a Nokia LCD using ATmega48](#)
620. [Atmel AVR Infrared Downloader using ATmega8](#)
621. [Testing Device for DiSEqC-Switches using ATtiny13-20PI](#)
622. [Mathematical Manipulation of Pure Sine Wave Inverter Using Atmel 89S2051](#)
623. [AT89C4051 to work as a Real time clock](#)
624. [xTimer with 4094 using ATMEL89C2051 microcontroller](#)
625. [AT89C4051 to work as a Real time Digital clock](#)
626. [Night Light Saver V6 using AT89C2051](#)
627. [xTimer V1.0 using AT89C4051 microcontroller](#)
628. [AT89C2051 PROTO BOARD](#)
629. [Easy-Downloader V1.1 with SDCC using AT89C2051](#)
630. [Easy-DownloaderV1.1 for ATMEL89C2051](#)
631. [MakeYour Own Single-Side PCB for Easy-Downloader V1.1 using AT89C2051](#)
632. [Experimenting the 2051 withC Programming using 89C2051](#)
633. [Night Light Saver V5.0 using AT89C2051](#)
634. [Clock ControllerV1.1 using AT89C2051](#)
635. [DigiThermo 0-100.0 °C using AT89C4051](#)
636. [Solar Power / Panel Inverter – Grid-Intertie Inverter using Attiny45](#)
637. [Watch controlled robot using AVR microcontroller](#)
638. [Algorithmic 8-bit workshop using ATMega328](#)
639. [An electronic dice using ATmega8](#)
640. [USB Sensors with ATtiny Microcontrollers](#)
641. [DIY Polygraph Mask using ATmega32](#)
642. [Homemade VGA Adapter using ATmega644](#)
643. [Honey I Shrunk The Arduino using ATmega328p](#)
644. [Arduino – Modifying a Robot Arm using ATmega328](#)
645. [Virtual Archery using ATmega1284P](#)
646. [RSS Reader using ATmega8 microcontroller](#)
647. [4-key keyboard using ATtiny85](#)
648. [Enhancing An FM Transmitter's Firmware using ATmega48](#)
649. [HexiLogger, an Arduino based data logger using ATmega328](#)
650. [How to drive 595 shift registers with ATmega168](#)
651. [Head-Controlled Keyboard And Mouse using ATmega32](#)
652. [Leonardo Arduino clone a single-sided PCB using ATmega32U4](#)
653. [Automated Juice Mixer](#)
654. [Temperature and Pressure Control using the AT90S8535](#)
655. [Sine Wave Synthesizer](#)
656. [RC Car Controller Using Atmel 4414 chip](#)
657. [Blackjack](#)
658. [A m -Controller Based Thermostat Using Atmel AT90S8535 microcontroller](#)
659. [Programming the Game Simon](#)
660. [Hangman!](#)
661. [Eye Snake](#)
662. [Clifford Systems JI1000 Car Alarm System](#)
663. [EE476 Final Project Real-time Debugger By Emre Tezel & Cagdas Ozgenc](#)
664. [Automatic Etch-A-Sketch Controller](#)
665. [CU Organizer](#)
666. [Whack-A-Cap: miniature representation of a popular amusement game](#)
667. [Design of a REE476 Final Project: eal-Time Digital Guitar Tuner](#)
668. [Autonomous Vehicle](#)
669. [EE 476 Final Project Portable MP3 Player](#)
670. [EE476 – Final Project Hummer RC Truck](#)
671. [Security Entrance System](#)
672. [Analog Modem Design Project](#)
673. [Larry Pellach and Brian Silverstein](#)
674. [The Zip Drive](#)
675. [Final Project EKG Monitoring System](#)



676. [gEECSHIP](#)
677. [Fertilizer Feed Rate Controller](#)
678. [Fish: Video Controller](#)
679. [Laser Tag](#)
680. [Spring 2002 Gmouse Using Atmel ATMEGA163](#)
681. [The Rotating Globe Using Atmel Mega163](#)
682. [Digital Music Synthesizer Using Atmel 90s8515 chip](#)
683. [MP3 Player Using Atmel Mega103L](#)
684. [Safety-sensor vehicle using Mega163](#)
685. [Autonomous Car](#)
686. [Hard Drive Based AVR Programmer Using Mega163](#)
687. [Tic-Tac-Toe on TV Using Atmel Mega163](#)
688. [PC-CONTROLLED SCANNING TUNNELING MICROSCOPE Using ATMega163](#)
689. [Multi-Zone Fire Alarm System Using Mega32 Microprocessor](#)
690. [Sheet Music Generator using Mega32 Microcontroller](#)
691. [IntelliBOT Using Mega 32](#)
692. [Laser Light Show Using Atmega32](#)
693. [Gray-scale Graphics: Dueling Ships](#)
694. [Cornell Hockey Using Atmel Mega32](#)
695. [Tetris Video Game](#)
696. [Vehicle Performance Meter Using Atmel Mega32](#)
697. [TV Minesweeper Using Atmel MEGA 32](#)
698. [BattleShip Game using Atmel Mega32](#)
699. [Sound Effects Processor Using Mega32](#)
700. [Radio Control Car using Mega32](#)
701. [MIDI synthesizer Using Atmega32](#)
702. [Frogger Video Game Using Atmel Mega32](#)
703. [Space Fighter Video Game Using ATMega32](#)
704. [SpaceInvaders Video Game Using Mega32](#)
705. [PacMan Video Game Using Atmel AT90S8515 microcontroller](#)
706. [TREASURE HUNT OF THE HIGH SEAS ATMEL MEGA32](#)
707. [Memory Video Game Using Atmel Mega32](#)
708. [Digital Mirror Message Machine](#)
709. [TouchPad Drawing Board Using ATMega32](#)
710. [Gauntlet of uComputation using Atmel Mega32](#)
711. [Frequency Division Multiplexing for a Multi-Sensor Wireless Telemetry System Using Atmel MEGA32L](#)
712. [Voting Machine Using Atmel Mega32](#)
713. [Digital Guitar Tuner](#)
714. [Digital voice recorder using Atmel Mega32 microcontroller](#)
715. [Digger video game using Atmel Mega32](#)
716. [Dual control RC car using Atmel Mega32](#)
717. [A Portable Battery-Powered Roguelike Video Game Using Atmel MEGA32](#)
718. [MOS 6502 Emulation on an Atmel Mega32](#)
719. [PC temperature control using Atmel Mega32](#)
720. [RoboDog using ATMega32](#)
721. [Variable Traffic Controller](#)
722. [Vocal Trainer Using Atmel Mega32](#)
723. [Inverted Pendulum Balancer Using Atmel Mega32](#)
724. [MIDI DRUM CONTROLLER USING MEGA 32 MICROCONTROLLER](#)
725. [Connect Four with Programmable Infrared Receiver Atmel Mega32](#)
726. [Super Breakout using Atmel Mega32](#)
727. [BlindBot using Atmel Mega32 MCU](#)
728. [Missle Command video game using Atmega32](#)
729. [Blood Pressure Monitor Using Mega32](#)
730. [Portable Security System Using ATMega 32](#)
731. [Wireless Telemetry using Atmel Mega32](#)
732. [A Motion Capture System Using Accelerometers using AVR Mega32](#)
733. [A Microcontroller Based Turbidity Meter using AtmelMega32](#)
734. [Stepper Motor Indexer & Decoder ECE 476 Using ATmega32](#)
735. [Wireless Electromyograph using ATmega32](#)
736. [Neural net robot using ATMega32](#)
737. [AirMouse using ATMega32](#)
738. [WeatherDog Using ATMega32](#)
739. [Color Tetris video game using ATMega32](#)

740. [The Big Red Juicer using Atmel Mega32](#)
741. [The Contender video game using Atmel Mega32](#)
742. [Duckhunt video game using Atmel Mega32](#)
743. [ECE 476 Spring 2005 by Arthur Zhang \(ayz2\) and Yewen Ying \(ydy2\) using atmega32](#)
744. [Keyboard mania using Atmega32](#)
745. [kaOS operating system and loader using atmega32](#)
746. [Tap the Dance using Atmel Mega163](#)
747. [Guitar Special Effects Using Atmega32](#)
748. [Reversi Video Game Using ATmega32](#)
749. [Arkanoid Video Game using Atmega32](#)
750. [INFRARED TRACKING SYSTEM USING ATMEGA32](#)
751. [Stationary Helicopter Using Atmel Mega32](#)
752. [3D gForce Mouse Using Mega32](#)
753. [MISSILE COMMAND USING ATMEL MEGA 32](#)
754. [The Big Red Guide Using Atmel AVR Mega32](#)
755. [Star Duel video game Using Mega32](#)
756. [Wonderswan Development Cartridge Using Atmel Mega32](#)
757. [Scorched Earth video game using Atmel Mega32](#)
758. [Xylophone Using Mega32](#)
759. [Eye in the Sky Security System Using Atmel Mega32](#)
760. [TV/Keypad Interface for Winamp Using Atmel MEGA32](#)
761. [The Breath-o-Matic Using Atmega32](#)
762. [A Wand Based Barcode Scanner Using Atmel MEGA32](#)
763. [Home Security System Using Atmel Mega32](#)
764. [Keypaw Using Atmel Mega32](#)
765. [SmartBlinds Using Mega32](#)
766. [The Ultimate MP3 Radio Using ATMega32](#)
767. [Beverage Monitor Using Mega32](#)
768. [Music Synthesizer with Interactive TV Display Using MEGA32](#)
769. [Handheld Ultrasonic Rangefinder Using Atmel Mega32](#)
770. [Pong2 Using Atmel Mega32](#)
771. [Electr-O-Sketch Using Atmega 32](#)
772. [MiniGolf video game with putter Using Atmel Mega32](#)
773. [Digital Compass Using Mega 32](#)
774. [Nova Strike video game Using Atmega32](#)
775. [TRISHUL -Autonomous navigating robot Using Atmel Mega32](#)
776. [Paint Program with Mouse Control Using Atmel Mega32](#)
777. [Non-orthogonal Plotter Using Atmega32](#)
778. [Digital Stethoscope Using Atmega32](#)
779. [Flat Bed Scanner Using Microcontroller](#)
780. [Programmable remote control Using Atmega32](#)
781. [Handwriting Recognition System Using Atmel Mega32](#)
782. [GoConn Bicycle Computer Using Atmega 32](#)
783. [Radial Chalker Using Atmel Atmega32](#)
784. [Sign language coach Using Atmega32L](#)
785. [The Grillzilla Using ATMega32](#)
786. [Capacitance sensor MIDI keyboard Using Atmel mega32](#)
787. [SecureLED: Better Access Control Using ATMega32](#)
788. [VOICE RECOGNITION SECURITY SYSTEM USING ATEGA32](#)
789. [RFID Security System Using Atmel Mega32](#)
790. [Galvanic skin response meter using Atmel mega32](#)
791. [Ultrasonic spotlight tracker using Atmel mega32](#)
792. [Intelligent Multimedia System Atmel mega32](#)
793. [Lighting control system Using ATMEL Mega32](#)
794. [Self-powered solar data logger Using Atmel Mega32](#)
795. [Guitar Synthesizer and Game Using Atmega32](#)
796. [Dual Control R/C Car Using Atmega32](#)
797. [Machine de Karaoke Using Atmega32](#)
798. [Two-TV video air Hockey Using Atmega32](#)
799. [Musical Water Fountain Using Atmega32](#)
800. [High-Resolution Color TV Using Two Microcontrollers Atmega128. AtMega32](#)
801. [High-Resolution Color Television Using Atmel Mega32](#)
802. [MCU/FPGA color video Game Platform Using Atmel Mega32](#)
803. [Cooler-Bot Using Atmel Mega 16L](#)
804. [Robotic Vacuum Cleaner Using Atmel Mega32](#)

805. [SearchBot Using Atmel Mega32](#)
806. [CUsat diagnostic board using Atmel mega32](#)
807. [CUAUV Voltage Sniffer Using Atmel Mega32](#)
808. [HDD analog clock with LCD touchscreen Using Atmel Mega32](#)
809. [AppleII emulator Using Atmel Mega32](#)
810. [Touch Screen Controlled R/C Car Using Atmel Mega32](#)
811. [Sound Source Triangulation Game Using Atmega32](#)
812. [Speech Recognition Jukebox Using Atmega32](#)
813. [Graphing calculator Using Atmel Mega32](#)
814. [Firefly synchronization Using Atmega32](#)
815. [CalcParser Using Atmel Mega32](#)
816. [CCD imager Using Atmel Mega32](#)
817. [Programmable medication scheduler using atmel mega32](#)
818. [Automatic pet feeder Using Atmel Mega32](#)
819. [Retractable Alarm Clock \(RAC\) Using Atmel Mega32](#)
820. [Ultrasonic ParKontroller Using Atmel Mega32](#)
821. [Braille reader using Atmel mega32](#)
822. [USB Magnetic Mouse/Touchpad Using Atmega32](#)
823. [iPod controller Using Atmel Mega32](#)
824. [uControl DVD macro-controller Using Atmega32](#)
825. [Complex impedance analyzer Using Atmega32](#)
826. [Morse code interpreter, with speech synthesis Using Atmega32](#)
827. [UDP/Ethernet Controlled Temperature Regulator Using Atmega32](#)
828. [AirJam: wearable air guitar Using Atmega2](#)
829. [MCU MIDI synthesizer using Atmega32](#)
830. [Evolving neural robot Using Atmega32](#)
831. [Model retina: color tracker Using Atmega32](#)
832. [PeanutBot, The Audio Homing Robot Using Atmega32](#)
833. [Line-following car Using atmega32](#)
834. [Music-controlled Puppet Using Atmega32](#)
835. [Movement to Music: A Wearable Wireless Motion Sensor system Using Atmega32](#)
836. [Laser Pong Using Atmega32](#)
837. [TouchPad video game Using Atmega32](#)
838. [A portable, color, tilt-controlled video game system Using Atmega32](#)
839. [Wiimote Crane Using Atmega32](#)
840. [Snake Arm Glove Project Using Atmega32](#)
841. [LaserSimon – An Innovative Take On An Exciting Game Using Atmega32](#)
842. [Battle Tank – A 3d Atmega32 Based Video Game](#)
843. [Mini-Golf Simulator Using Atmega32](#)
844. [SCHEME INTERPRETER USING ATMEGA32](#)
845. [Guitar Tuner Using Atmega32](#)
846. [Rocket Inertial Navigation System using Atmega32](#)
847. [Ghost Writing Robot Using Atmega32](#)
848. [Shark Tag Microcontroller Platform Using Atmega32](#)
849. [Teaching an old clock Using Atmega32](#)
850. [Music Wand: Real-Time Optical Scanning of Sheet Music Using Atmega32](#)
851. [TriWheeler robot Using Atmega32](#)
852. [Electronic Impact Vest Using Atmega32](#)
853. [Help Quit Smoking Watch Using Atmega32](#)
854. [ROBOT ARM Using Atmega32](#)
855. [Accelerometer Controlled R/C Vehicle Using Atmega32](#)
856. [Neural Net Helicopter Using Atmega32](#)
857. [Adaptive 60 Hz Noise Cancellation Using Atmega32](#)
858. [Automotive On-Board Diagnostics Reader Using Atmega32](#)
859. [Data Acquisition System With Controller Area Network and SD Card Using Atmega32](#)
860. [Gesture-driven Tetris Using Atmega32](#)
861. [Multi-Player Light Cycle on Color TV Using Atmega32](#)
862. [3D Video Game Control Using Atmega32](#)
863. [3D Maze in a Box video game Using Atmega32](#)
864. [High Speed Photography Controller Using Atmega32](#)
865. [BordFree Using Atmega32](#)
866. [5x5x5 LED Cube – Orientation Independent 3D Display Using Atmega32](#)
867. [Virtual Keyboard Using Atmega32](#)
868. [Networked Biometric Authentication Using Atmega32](#)
869. [Dueling Banjos Using Atmega32](#)



870. [Air Drums Using Atmega32](#)
871. [Trumpet MIDI Controller Using Atmega32](#)
872. [Rhythm Ring: Interactive Rhythm Sequencer Using Atmega32](#)
873. [PowerBox: The Safe AC Power Meter Using Atmega32](#)
874. [Robot Plotter Using Atmega32](#)
875. [Tic Tac Toe with CMOS Camera Using Atmega32](#)
876. [Programmable Synthesized Guitar Using Atmega644](#)
877. [Musical Blocks Using Atmel ATmega 644](#)
878. [Wii Conductor Using Atmega32](#)
879. [Heliostat Skylight Using Atmega644](#)
880. [Multisensor Data Transmission Using Atmega32](#)
881. [Voice Tuner and its Effects Using Atmega644](#)
882. [Laser Audio Transmitter Using Atmega32](#)
883. [NES EMULATION USING ATMEGA32](#)
884. [ESD Foam Touch Controlled Brick Blaster Using Atmega32](#)
885. [Blackout game Using Atmega32](#)
886. [Alarm clock with speech synthesis Using Atmega32](#)
887. [Programmable RGB Spinning LED Display Using Atmega32](#)
888. [Wireless Persistence of Vision Device with Realtime Control Using Atmega644](#)
889. [Electric Etch Using Atmega644](#)
890. [Multiple PID motor controller \(with Wiimote!\) using Atmega644](#)
891. [BalanceBot Using Atmega644](#)
892. [The Autonomous Tennis Ball Picker Using Atmega644](#)
893. [Autonomous Self-parking car Using Atmega644](#)
894. [Weather Canvas Using Atmega644](#)
895. [Self-Adjusting Window Shade Using Atmega644](#)
896. [GPS Data Logger with Wireless Trigger Using Atmega644](#)
897. [Tissue Impedance Digital Biopsy Using Atmega644](#)
898. [Dual-Channel Mobile Surface Electromyograph Using Atmega644](#)
899. [Fart Intensity Detector Using Atmega644](#)
900. [ACL Research: Foot Acceleration Sensor Atmega324p](#)
901. [Traction control system Using Atmega644](#)
902. [ODB-II Automotive data interface using Atmega644](#)
903. [Digital Receipts System Using Atmega644](#)
904. [IR harp using Atmega644](#)
905. [Der Kapellmeister Using Atmega644](#)
906. [Touchpad/Infrared Music Synthesizer Using Atmega644](#)
907. [LED Sensor Piano Keyboard Using atmega644](#)
908. [Gesture Recognition Based on Scratch Inputs Using Atmega644](#)
909. [3D scanner Using Atmega644](#)
910. [3D ultrasonic mouse Using Atmega644](#)
911. [Haptic appointment manager Using Atmega644](#)
912. [Ultrasonic Haptic Vision System using Atmega644](#)
913. [ATmega644 JTAG Debugger](#)
914. [Haptic Exercise Coach Using Atmega644](#)
915. [Guitar Blocks Using Atmega644](#)
916. [Optical eye tracking Using Atmega644](#)
917. [Digital Oscilloscope Using Atmega644](#)
918. [Self-Adaptive Hybrid Electro-Magnetic Levitation and Active Balancing System Using Atmega644](#)
919. [Home energy managment Using Atmega644a](#)
920. [Accelerometer Based Hand Action Recognition using Atmega644](#)
921. [Mister Gloves – A Wireless USB Gesture Input System Using Atmega644](#)
922. [Point of Sale Terminal Using Atmega644](#)
923. [Low-Cost Portable Potentiostat for Biosensing Applications Using Atmega644](#)
924. [Zigbee Wireless Relay Control and Power Monitoring System Using Atmega644](#)
925. [Adaptive Alarm Clock Using Atmega644](#)
926. [Acoustic Data Modem Using Atmega644](#)
927. [Flexicopter Using Atmega644](#)
928. [Gesture Based Touchpad Security System Using Atmega644](#)
929. [Heart Rate Display LED T-Shirt Using Atmega644](#)
930. [Talking voltmeter Using Atmega644](#)
931. [CMOS Camera Rock Paper Scissors Game System Using Atmega644](#)
932. [Automated Pavlovian Classical Conditioning of Insects Using Atmega644](#)
933. [Automated Rock Band player Using Atmega644](#)

934. [USB wireless tilt mouse Using Atmega644](#)
935. [Auditory navigator Using Atmega644](#)
936. [Human Tetris — Video object tracking Using Atmega644](#)
937. [Hand controller for Parrot AR Drone Quadricopter Using Atmega644](#)
938. [3D Paint Using Atmega644](#)
939. [XBee RF Smart Energy Compliant Power Meter Using Atmega644](#)
940. [Heat Control System Using Atmega644](#)
941. [Motion Sensing PowerPoint Controller Using Atmega644](#)
942. [Automated grapefruit segmenter Using Atmega644](#)
943. [ToneMatrix Touch Sequencer Using Atmega644](#)
944. [Sheet Music Notator Using Atmega644](#)
945. [Invisible band Using atmega644](#)
946. [Human Tracking Fan System Using Atmega644](#)
947. [Embedded Foot Pronation Detection Using Atmega644](#)
948. [Compact Guitar Pedalboard Using Atmega644](#)
949. [Ultrasonic Spheroid Levitation Device Using Atmega16](#)
950. [A Keyboard Synthesizer Workstation using Atmega644](#)
951. [Sonar SensCap Using Atmega644](#)
952. [TI Calculator Wireless Chat Using Atmega644](#)
953. [Ear Trainer Using Atmega644](#)
954. [Rock-Paper-Scissors Sensor Gloves Using atmega644](#)
955. [LED-Following K'NEX Car Using atmega644](#)
956. [Step Sequencer Drum Machine Using Atmega644](#)
957. [Autonomous visually steered car Using Atmega644](#)
958. [A Portable, Automated, web-based Bird Trapping Mechanism Using Atmega644](#)
959. [Wireless, web-based, cardiac monitor Using Atmega644](#)
960. [Ahhhh...BIU! video game Using Atmega1284](#)
961. [Voice decoder for vowels Using Atmega644](#)
962. [FaceAccess — A Portable Face Recognition System Using Atmega644](#)
963. [DJ Multitouch — A FTIR Touchscreen Device Using Atmega644](#)
964. [Rock Band Vocal Bot Using Atmega644](#)
965. [A Wireless Programmable Pace Clock Using Atmega644](#)
966. [Self-Reliant Power and Data Management System Using Atmega644](#)
967. [Autonomous Board Erasing Robot Using Atmega644](#)
968. [GPS Tracking Device for Cornell Engineering Quad Using Atmega644](#)
969. [Touch screen video chess Using Atmega644](#)
970. [Smart Trash system Using Atmega644](#)
971. [Ultrasonic Security System Using Atmega644](#)
972. [Quadcopter Using Atmega644](#)
973. [A Budget Pachinko Machine Using Atmega644](#)
974. [Seven day alarm Using Atmega644](#)
975. [Homemade VGA Adapter Using Atmega644](#)
976. [Remote Controlled DMM With Minimum Mass Wireless Coupler Using Atmega644](#)
977. [BrainMap: fNIR imaging of the brain Using Atmega644](#)
978. [SousVide immersion cooker using Atmega644](#)
979. [Cooking Assistant for Automatic Temperature Control Using Atmega644](#)
980. [Heliowatcher solar tracker Using Atmega644](#)
981. [Digital Stethoscope Using Atmega644](#)
982. [Evolutionary Altitude Control for a Helicopter Using Atmega644](#)
983. [Sign language translator Using Atmega644](#)
984. [Persistent of Vision Display Using Atmega644](#)
985. [Battle video game Using Atmega644](#)
986. [Touchpad Figure Recognition Using Atmega644](#)
987. [MicroKart 644 Using Atmega644](#)
988. [Auto-composing keyboard Using Atmega644](#)
989. [Virtual Saxophone Using Atmega644](#)
990. [Digital Saxophone Using Atmega644](#)
991. [Brain-Computer Interface Using Atmega644](#)
992. [OBD-II Autocross/Track Data Logger for BMW E36 M3 Using Atmega644](#)
993. [Radio Station Tracker Using Atmega644](#)
994. [RoboSLR Using Atmega644](#)
995. [Solar Powered Pulse Oximeter and Heart Rate Meter Using Atmega644](#)
996. [Wireless, voice-controllable, household system Using Atmega644](#)
997. [Ultrasound Gesture Detection Using Atmega644](#)
998. [Virtuoso: A Touchscreen Music App Using Atmega644](#)

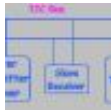
999. [Persistence of Vision Clock Using Atmega644](#)
1000. [GPS and compass guided car Using Atmega644](#)
1001. [IFF System for Infantry Using Atmega1284](#)
1002. [Optical microphone and spectrum analyzer Using Atmega1284](#)
1003. [Alphanumeric Optical Endec Transceiver Using Atmega644](#)
1004. [Virtual Archery Using Atmega644](#)
1005. [Audio Spectrum Analyzer Using Atmega644](#)
1006. [Digital Reversi board using Atmega644](#)
1007. [Muscle music control Using Atmega1284p](#)
1008. [Multi-functional Music Box Using Atmega1284](#)
1009. [Color to Sound Player Using Atmega1284](#)
1010. [Hand-Motion Chess Using Atmega1284](#)
1011. [Glove Mouse Using Atmega1284](#)
1012. [Thermistor Respiratory Monitor Using Atmega1284](#)
1013. [Drumming Teaching and feedback device Using Atmega1284](#)
1014. [EEG Magic Cat Ears Using Atmega1284](#)
1015. [The Air Mouse Using Atmega1284](#)
1016. [POV Magic 8 Ball Using Atmega1284](#)
1017. [Remote Controlled POV Display Using Atmega1284](#)
1018. [NFC Transmitter and Receiver Using Atmega1284](#)
1019. [Autonomous Air-Hockey Goalie Using atmega 1284](#)
1020. [Low-Budget Laser Projector Using Atmega1284](#)
1021. [Scan-E: An optical blood pressure sensor Using Atmega1284](#)
1022. [Eye Mouse Using Atmega1284](#)
1023. [Precision Cooker: A Temperature Controlled Cooker Using Atmega1284](#)
1024. [A Moving Alarm Clock Using Atmega1284](#)
1025. [Acoustic Modem Using Atmega1284p](#)
1026. [Beacon: A Zero Instruction Navigation Device Using atmega1284](#)
1027. [A Touchscreen Chinese Chess App Using Atmega1284](#)
1028. [Automated Drink Mixer Using Atmega1284](#)
1029. [The Webcam Mouse Using Atmega1284](#)
1030. [Servo-Controlled Fire Extinguisher Using Atmega1284](#)
1031. [Smartboard Replacement interactor Using Atmega1284](#)
1032. [ColdRunner – A Temperature Feedback Running Band Using Atmega1284](#)
1033. [Pushup Trainer Using Atmega1284](#)
1034. [Gesture Based Security Lock Using Atmega1284](#)
1035. [Laser Tag with wireless logging using Atmega644](#)
1036. [Handheld Self-stabilizing Camera Platform Using Atmega1284](#)
1037. [Stabilized Gimbal System Using Atmega1284](#)
1038. [DJ Party: A Collaborative Music Teacher using Atmega1284](#)
1039. [GPS Running Watch Using Atmega1284](#)
1040. [Infrared Theremin Using Atmega1284](#)
1041. [Automobile parking simulator Using Atmega1284](#)
1042. [Rock-Paper-Scissors-Spock-Lizard Game Using Atmega1284](#)
1043. [Acoustic Impulse Marker Using Atmega1284](#)
1044. [Clap-E acoustic tracking robot using atmega1284](#)
1045. [Acoustic Wayfinder Using Atmega1284](#)
1046. [Ultrasonic Pathfinder Using Atmega1284](#)
1047. [The Bat Hat Using Atmega1284](#)
1048. [Standalone Atmega328](#)
1049. [Speech Synthesis on Atmega128](#)
1050. [Homemade singing ATMEGA128](#)
1051. [Burning atmega328-pu and atmega328p-pu bootloader](#)
1052. [Standalone Arduino / ATmega chip on breadboard](#)
1053. [Using Atmega32 with Arduino IDE](#)
1054. [Interfacing GY 26 with atmega640](#)
1055. [I2C Bus for ATtiny and ATmega](#)
1056. [Make yourself a speaking ATMEGA128](#)
1057. [RGB Rotary Encoder with PWM and ISRs Using an ATmega328](#)
1058. [Atmega16/32 Development Board With LCD](#)
1059. [Create yourself a message flasher with ATMEGA128](#)
1060. [Use ATmega328 Chip as a Storage Device and Store Text and Images in it](#)

**This free embedded project also found using:**



- atmega8 c
- smt160 bascom
- project s atmega8 & lcd 128\*64
- Projects
- avr projects using atmega32
- atmega32 mini projects

## Recent Posts



### [I2C Bus for ATtiny and ATmega](#)

November 11th, 2015

I love the Atmel AVR microcontrollers! Since building the Ghetto Development System described in thi [\[...\]](#)



### [Interfacing GY 26 with atmega640](#)

November 7th, 2015

Hello friend once again with new instructable in this I will show you how to interface GY 26 with UA [\[...\]](#)



### [Using Atmega32 with Arduino IDE](#)

November 5th, 2015

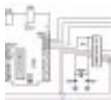
Over time I have used all kinds of Atmel microcontrollers in various projects. One of the mos [\[...\]](#)



### [Standalone Arduino / ATmega chip on breadboard](#)

November 3rd, 2015

Step 1: Parts needed I bought my parts from Digikey and Sparkfun Electronics - they're 2 of my favo [\[...\]](#)



### [Burning atmega328-pu and atmega328p-pu bootloader](#)

November 1st, 2015


Burning the boot loader in an atmega328 could be somewhat tricky but if u follow these steps correct [\[...\]](#)

## Get latest Project Updates in Your Email!

Enter your email address:

Subscribe

Delivered by [FeedBurner](#)


18k likes

Be the first of your friends to like this

